



GORTEKS
LINGERIE

AUTUMN-WINTER 2022 COLLECTION



*Model wears
SENTO/B1 and SENTO/S*

GORTEKS

LINGERIE

AUTUMN/WINTER 2022 COLLECTION



Gabi

*Model wears
GABI/B2 and GABI/FW*



GABI/B2

SOFT BRA B-209

65 E-J, 70 D-L, 75 C-L,
80 B-L, 85 B-L, 90 B-L,
95 B-K, 100 D-J



GABI/F

PANTY

Sizes: 36-52



GABI/FW

HIGH WAIST PANTY

Sizes: 36-52



Heidi

Model wears

HEIDI/B2 and HEIDI/FW



HEIDI/B2

SOFT BRA B-219

65 E-J, 70 D-L, 75 C-L,
80 B-L, 85 B-L, 90 B-L,
95 B-K, 100 D-J



HEIDI/B3

HALF-PADDED BRA B-309

65 E-J, 70 D-L, 75 C-L,
80 B-L, 85 B-L, 90 B-L,
95 B-K, 100 D-J



HEIDI/S

THONG

Sizes: 36-52



HEIDI/F

PANTY

Sizes: 36-52



HEIDI/FW

HIGH WAIST PANTY

Sizes: 36-52



Libby

Model wears

LIBBY/B2 and LIBBY/S



LIBBY/B1

PUSH-UP BRA B-103

65 B-F, 70 A-F, 75 A-E,
80 B-D, 85 B-C



LIBBY/B2

SOFT BRA B-204A

65 B-F, 70 A-F, 75 A-E,
80 B-D, 85 B-C



LIBBY/B3

HALF-PADDED BRA B-301

65 C-H, 70 B-H, 75 B-H,
80 B-H, 85 B-H, 90 B-H,
95 B-G, 100 D-F



LIBBY/S

THONG

Sizes: 36-46



LIBBY/F

PANTY

Sizes: 36-48



*Model wears
LIBBY/B2*



*Model wears
MISTRESS/B3, MISTRESS/F and MISTRESS/PPW*



Mistress

Models wear

MISTRESS/B2, MISTRESS/S and MISTRESS/PPW

MISTRESS/B3, MISTRESS/F and MISTRESS/PPW



MISTRESS/B1

PUSH-UP BRA B-101

65 B-F, 70 A-F, 75 A-E,
80 B-D, 85 B-C



MISTRESS/B2

SOFT BRA B-210

65 B-F, 70 A-F, 75 A-E,
80 B-D, 85 B-C



MISTRESS/B3

HALF-PADDED BRA B-301

65 C-H, 70 B-H, 75 B-H,
80 B-H, 85 B-H, 90 B-H,
95 B-G, 100 D-F



MISTRESS/S

THONG

Sizes: 36-46



MISTRESS/F

PANTY

Sizes: 36-48



MISTRESS/PPW

GARTER BELT

Sizes: 36-48



Mona

*Model wears
MONA/B2 and MONA/S*



MONA/B2

SOFT BRA B-203

65 B-F, 70 A-F, 75 A-E
80 B-D, 85 B-C



MONA/B3

HALF-PADDED BRA B-301

65 C-H, 70 B-H, 75 B-H,
80 B-H, 85 B-H, 90 B-H,
95 B-G, 100 D-F



MONA/S

THONG

Sizes: 36-46



MONA/F

PANTY

Sizes: 36-48



Nessy

Model wears

NESSY/B1 and NESSY/S



NESSY/B1

PUSH-UP BRA B-103

65 B-F, 70 A-F, 75 A-E,
80 B-D, 85 B-C



NESSY/B3

HALF-PADDED BRA B-302A

65 C-H, 70 B-H, 75 B-H,
80 B-H, 85 B-H, 90 B-H,
95 B-G, 100 D-F



NESSY/S

THONG

Sizes: 36-46



NESSY/F

PANTY

Sizes: 36-48



Porto

Model wears
PORTO/BO



PORTO/B1
PUSH-UP BRA B-103

65 B-F, 70 A-F, 75 A-E,
80 B-D, 85 B-C



PORTO/B2
SOFT BRA B-204A

65 B-F, 70 A-F, 75 A-E,
80 B-D, 85 B-C



PORTO/B4
PADDED BRA B-402

65 C-H, 70 B-H, 75 B-H,
80 B-H, 85 B-H, 90 B-H,
95 B-G, 100 D-F



PORTO/S
THONG

Sizes: 36-46



PORTO/F
PANTY

Sizes: 36-48



PORTO/BO
BODY

Sizes: 36-46



Model wears
PORTO/BO



Model wears
VALENTINA/B2 V1



Rumi

Model wears
RUMI/G and RUMI/S



RUMI/B2 V1

SOFT BRA B-210

65 B-F, 70 A-F, 75 A-E,
80 B-D, 85 B-C



RUMI/B2 V2

SOFT BRA B-201

65 C-H, 70 B-H, 75 B-H,
80 B-H, 85 B-H, 90 B-H,
95 B-G, 100 D-F



RUMI/B5

MOULDED CUP BRA B-504

65 B-F, 70 A-F, 75 A-E,
80 B-D, 85 B-C



RUMI/S

THONG

Sizes: 36-46



RUMI/F

PANTY

Sizes: 36-48



RUMI/G

CORSET G-210

65 B-F, 70 A-F, 75 A-E,
80 B-D, 85 B-C



Sento

Models wear

SENTO/B1 and SENTO/S

SENTO/B4 and SENTO/FW



SENTO/B1
PUSH-UP BRA B-103

65 B-F, 70 A-F, 75 A-E,
80 B-D, 85 B-C



SENTO/B4
PADDED BRA B-401

65 C-H, 70 B-H, 75 B-H,
80 B-H, 85 B-H, 90 B-H,
95 B-G, 100 D-F



SENTO/B4
NURSING BRA B-401 MAMA

65 E-H, 70 D-H, 75 C-H,
80 B-H, 85 B-C,
90 B-F, 95 B-E



SENTO/S
THONG

Sizes: 36-46



SENTO/F
PANTY

Sizes: 36-48



SENTO/FW
HIGH WAIST PANTY

Sizes: 36-48



Valentina

Model wears

VALENTINA/B2 V1 and VALENTINA/FW



VALENTINA/B2 V1

SOFT BRA B-211

65 C-H, 70 B-H, 75 B-H,
80 B-H, 85 B-H, 90 B-H,
95 B-G, 100 D-F



VALENTINA/B2 V2

SOFT BRA B-201

65 C-H, 70 B-H, 75 B-H,
80 B-H, 85 B-H, 90 B-H,
95 B-G, 100 D-F



VALENTINA/F

PANTY

Sizes: 36-48



VALENTINA/FW

HIGH WAIST PANTY

Sizes: 36-48



Veneto

Model wears
VENETO/B1 and VENETO/S



VENETO/B1
PUSH-UP BRA B-103

65 B-F, 70 A-F, 75 A-E,
80 B-D, 85 B-C



VENETO/B2
SOFT BRA B-203

65 B-F, 70 A-F, 75 A-E,
80 B-D, 85 B-C



VENETO/B4
PADDED BRA B-401

65 C-H, 70 B-H, 75 B-H,
80 B-H, 85 B-H, 90 B-H,
95 B-C, 100 D-F



VENETO/S
THONG

Sizes: 36-46



VENETO/F
PANTY

Sizes: 36-48



VENETO/BO
BODY BO-103

65 B-F, 70 A-F, 75 A-E,
80 B-D, 85 B-C



Zara

Model wears

ZARA/B3



ZARA/B2

SOFT BRA B-229

65 E-J, 70 D-L, 75 C-L,
80 B-L, 85 B-L, 90 B-L,
95 B-K, 100 D-J



ZARA/B3

HALF-PADDED BRA B-309

65 E-J, 70 D-L, 75 C-L,
80 B-L, 85 B-L, 90 B-L,
95 B-K, 100 D-J



ZARA/F

PANTY

Sizes: 36-52



ZARA/FW

HIGH WAIST PANTY

Sizes: 36-52



*Model wears
ZARA/B3 and ZARA/F*



*Model wears
ZARA/B2*



Zara

Model wears

ZARA/B2 and ZARA/FW



ZARA/B2

SOFT BRA B-229

65 E-J, 70 D-L, 75 C-L,
80 B-L, 85 B-L, 90 B-L,
95 B-K, 100 D-J



ZARA/B3

HALF-PADDED BRA B-309

65 E-J, 70 D-L, 75 C-L,
80 B-L, 85 B-L, 90 B-L,
95 B-K, 100 D-J



ZARA/F

PANTY

Sizes: 36-52




ZARA/FW

HIGH WAIST PANTY

Sizes: 36-52

CONSTRUCTIONS

AUTUMN/WINTER 2022 COLLECTION



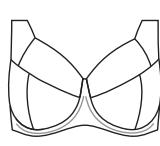
MISTRESS/B1

B-101



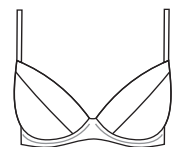
MISTRESS/B2
RUMI/B2

B-210



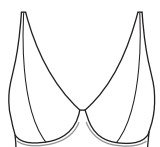
HEIDI/B3
ZARA/B3

B-309




LIBBY/B1
NESSY/B1
PORTO/B1
SENTO/B1
VENETO/B1

B-103



VALENTINA/B2

B-211



SENTO/B4
VENETO/B4

B-401



RUMI/B2
VALENTINA/B2

B-201



HEIDI/B2

B-219



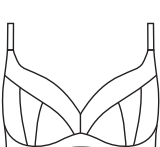
SENTO/B4

B-401 MAMA



MONA/B2
VENETO/B2

B-203



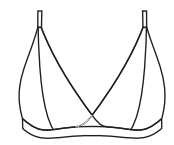
ZARA/B2

B-229




PORTO/B4

B-402




LIBBY/B2
PORTO/B2

B-204A



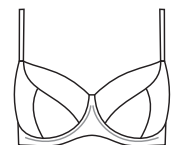
LIBBY/B3
MISTRESS/B3
MONA/B3

B-301



RUMI/B5

B-504



GABI/B2

B-209



NESSY/B3

B-302A

GORTEKS
LINGERIE

CLASSIC COLLECTION

CARLA/B5

CARLA/F



CARLA/B5
MOULDED CUP BRA B-501

65 B-H, 70 A-H, 75 A-H,
80 B-G, 85 B-F, 90 B-E,
95 B-D



CARLA/B5
MOULDED CUP BRA B-501

65 B-H, 70 A-H, 75 A-H,
80 B-G, 85 B-F, 90 B-E,
95 B-D



CARLA/B5
MOULDED CUP BRA B-501

65 B-H, 70 A-H, 75 A-H,
80 B-G, 85 B-F, 90 B-E,
95 B-D



CARLA/S
THONG

Sizes: 36-46



CARLA/S
THONG

Sizes: 36-46



CARLA/S
THONG

Sizes: 36-46



CARLA/F
PANTY

Sizes: 36-48



CARLA/F
PANTY

Sizes: 36-48



CARLA/F
PANTY

Sizes: 36-48

CHARLIZE/PG1

CHARLIZE/F



CHARLIZE/PG1
PUSH-UP HALF-CORSET PG-103

65 B-F, 70 A-F, 75 A-E,
80 B-D, 85 B-C



CHARLIZE/B2
SOFT BRA B-203

65 B-F, 70 A-F, 75 A-E,
80 B-D, 85 B-C



CHARLIZE/BO
BODY

Sizes: 36-46



CHARLIZE/K
CAMISOLE

Sizes: 36-46



CHARLIZE/S
THONG

Sizes: 36-46



CHARLIZE/F
PANTY

Sizes: 36-48

CHARLIZE/B2
CHARLIZE/S



CHARLIZE/PG1
PUSH-UP HALF-CORSET PG-103

65 B-F, 70 A-F, 75 A-E,
80 B-D, 85 B-C



CHARLIZE/B2
SOFT BRA B-203

65 B-F, 70 A-F, 75 A-E,
80 B-D, 85 B-C



CHARLIZE/BO
BODY

Sizes: 36-46



CHARLIZE/K
CAMISOLE

Sizes: 36-46



CHARLIZE/S
THONG

Sizes: 36-46



CHARLIZE/F
PANTY

Sizes: 36-48

CHARLIZE/B2
CHARLIZE/S



CHARLIZE/PG1
PUSH-UP HALF-CORSET PG-103

65 B-F, 70 A-F, 75 A-E,
80 B-D, 85 B-C



CHARLIZE/B2
SOFT BRA B-203

65 B-F, 70 A-F, 75 A-E,
80 B-D, 85 B-C



CHARLIZE/BO
BODY

Sizes: 36-46



CHARLIZE/K
CAMISOLE

Sizes: 36-46



CHARLIZE/S
THONG

Sizes: 36-46



CHARLIZE/F
PANTY

Sizes: 36-48

GABI/B2
GABI/FW



GABI/B2

SOFT BRA B-209

65 E-J, 70 D-L, 75 C-L,
80 B-L, 85 B-L, 90 B-L,
95 B-K, 100 D-J



GABI/F

PANTY

Sizes: 36-52



GABI/FW

HIGH WAIST PANTY

Sizes: 36-52

LINDA/B4
LINDA/F



LINDA/B4
PADDED BRA B-400
65 C-H, 70 B-H, 75 B-H,
80 B-H, 85 B-H, 90 B-H,
95 B-G, 100 D-F



LINDA/B4
PADDED BRA B-400
65 C-H, 70 B-H, 75 B-H,
80 B-H, 85 B-H, 90 B-H,
95 B-G, 100 D-F



LINDA/S
THONG
Sizes: 36-46



LINDA/S
THONG
Sizes: 36-46



LINDA/F
PANTY
Sizes: 36-48



LINDA/F
PANTY
Sizes: 36-48



LUNA/B1
PUSH-UP BRA B-103
65 B-F, 70 A-F, 75 A-E,
80 B-D, 85 B-C



LUNA/B2
SOFT BRA B-204
Sizes: 36-42



LUNA/B4
PADDED BRA B-402
65 C-H, 70 B-H, 75 B-H,
80 B-H, 85 B-H, 90 B-H,
95 B-G, 100 D-F



LUNA/B5
MOULDED CUP BRA B-502
65 E-J, 70 D-J, 75 C-J,
80 B-I, 85 B-H, 90 B-G,
95 B-F, 100 D-E



LUNA/S
THONG
Sizes: 36-46

LUNA/BO
BODY
Sizes: 36-46



LUNA/F
PANTY
Sizes: 36-48



LUNA/FW
HIGH WAIST PANTY
Sizes: 36-48

LUNA/B2
LUNA/FW



LUNA/B1
PUSH-UP BRA B-103
65 B-F, 70 A-F, 75 A-E,
80 B-D, 85 B-C



LUNA/B2
SOFT BRA B-204
Sizes: 36-42



LUNA/B4
PADDED BRA B-402
65 C-H, 70 B-H, 75 B-H,
80 B-H, 85 B-H, 90 B-H,
95 B-C, 100 D-F



LUNA/B5
MOULDED CUP BRA B-502
65 E-J, 70 D-J, 75 C-J,
80 B-I, 85 B-H, 90 B-G,
95 B-F, 100 D-E



LUNA/S
THONG
Sizes: 36-46



LUNA/BO
BODY
Sizes: 36-46



LUNA/F
PANTY
Sizes: 36-48



LUNA/FW
HIGH WAIST PANTY
Sizes: 36-48



MOON/B1
PUSH-UP BRA B-107
65 B-F, 70 A-F, 75 A-E,
80 B-D, 85 B-C



MOON/B2
SOFT BRA B-203
65 B-F, 70 A-F, 75 A-E,
80 B-D, 85 B-C



MOON/B4
PADDED BRA B-406
65 C-H, 70 B-H, 75 B-H,
80 B-H, 85 B-H, 90 B-H,
95 B-C, 100 D-F



MOON/S
THONG
Sizes: 36-46



MOON/BO
BODY
Sizes: 36-46



MOON/FW
HIGH WAIST PANTY
Sizes: 36-48



MOON/F
PANTY
Sizes: 36-48

PAMELA/B2
PAMELA/F



PAMELA/B2
SOFT BRA B-201

65 C-H, 70 B-H, 75 B-H,
80 B-H, 85 B-H, 90 B-H,
95 B-G, 100 D-F



PAMELA/B2
SOFT BRA B-201

65 C-H, 70 B-H, 75 B-H,
80 B-H, 85 B-H, 90 B-H,
95 B-G, 100 D-F



PAMELA/S
THONG

Sizes: 36-46



PAMELA/S
THONG

Sizes: 36-46



PAMELA/F
PANTY

Sizes: 36-48



PAMELA/F
PANTY

Sizes: 36-48

PAMELA/B2
PAMELA/F



PAMELA/B2
SOFT BRA B-201

65 C-H, 70 B-H, 75 B-H,
80 B-H, 85 B-H, 90 B-H,
95 B-G, 100 D-F



PAMELA/B2
SOFT BRA B-201

65 C-H, 70 B-H, 75 B-H,
80 B-H, 85 B-H, 90 B-H,
95 B-G, 100 D-F



PAMELA/S
THONG

Sizes: 36-46



PAMELA/S
THONG

Sizes: 36-46



PAMELA/F
PANTY

Sizes: 36-48



PAMELA/F
PANTY

Sizes: 36-48

SCARLET/B3
SCARLET/F



SCARLET/S
THONG

Sizes: 36-46



SCARLET/B3
HALF-PADDED BRA B-302

65 C-H, 70 B-H, 75 B-H,
80 B-H, 85 B-H, 90 B-H,
95 B-G, 100 D-F



SCARLET/PPN
GARTER BELT

Sizes: 36-48



SCARLET/K
CAMISOLE

Sizes: 36-46



SCARLET/F
PANTY

Sizes: 36-48



SCARLET/MS
MINI-THONG

Sizes: 36-42



SCARLET/SZ
SHORTS

Sizes: 36-48

SCARLET/B3
SCARLET/F



SCARLET/S
THONG

Sizes: 36-46



SCARLET/B3
HALF-PADDED BRA B-302

65 C-H, 70 B-H, 75 B-H,
80 B-H, 85 B-H, 90 B-H,
95 B-G, 100 D-F



SCARLET/PPN
GARTER BELT

Sizes: 36-48



SCARLET/K
CAMISOLE

Sizes: 36-46



SCARLET/F
PANTY

Sizes: 36-48



SCARLET/MS
MINI-THONG

Sizes: 36-42



SCARLET/SZ
SHORTS

Sizes: 36-48



SCARLET/S
THONG

Sizes: 36-46



SCARLET/B3
HALF-PADDED BRA B-302

65 C-H, 70 B-H, 75 B-H,
80 B-H, 85 B-H, 90 B-H,
95 B-G, 100 D-F



SCARLET/PPN
GARTER BELT

Sizes: 36-48



SCARLET/K
CAMISOLE

Sizes: 36-46



SCARLET/F
PANTY

Sizes: 36-48



SCARLET/MS
MINI-THONG

Sizes: 36-42



SCARLET/SZ
SHORTS

Sizes: 36-48

VENUS/B5
VENUS/SZ



VENUS/B5
MOULDED CUP BRA B-502
65 E-J, 70 D-J, 75 C-J,
80 B-I, 85 B-H, 90 B-G,
95 B-F, 100 D-E



VENUS/B5
MOULDED CUP BRA B-502
65 E-J, 70 D-J, 75 C-J,
80 B-I, 85 B-H, 90 B-G,
95 B-F, 100 D-E



VENUS/S
THONG
Sizes: 36-46



VENUS/S
THONG
Sizes: 36-46



VENUS/SZ
SHORTS
Sizes: 36-48



VENUS/SZ
SHORTS
Sizes: 36-48

YVETTE/B4
YVETTE/F



YVETTE/S
THONG

Sizes: 36-46



YVETTE/B4
PADDED BRA B-400A

65 C-H, 70 B-H, 75 B-H,
80 B-H, 85 B-H, 90 B-H,
95 B-G, 100 D-F



YVETTE/PPW
GARTER BELT

Sizes: 36-48



YVETTE/PPN
GARTER BELT

Sizes: 36-48



YVETTE/MS
MINI-THONG

Sizes: 36-42



YVETTE/F
PANTY

Sizes: 36-48

YVETTE/B4
YVETTE/F



YVETTE/S
THONG

Sizes: 36-46



YVETTE/B4
PADDED BRA B-400A

65 C-H, 70 B-H, 75 B-H,
80 B-H, 85 B-H, 90 B-H,
95 B-C, 100 D-F



YVETTE/PPW
GARTER BELT

Sizes: 36-48



YVETTE/PPN
GARTER BELT

Sizes: 36-48



YVETTE/MS
MINI-THONG

Sizes: 36-42



YVETTE/F
PANTY

Sizes: 36-48

YVETTE/B4
YVETTE/F



YVETTE/B4
PADDED BRA B-400A

65 C-H, 70 B-H, 75 B-H,
80 B-H, 85 B-H, 90 B-H,
95 B-G, 100 D-F



YVETTE/S
THONG

Sizes: 36-46



YVETTE/F
PANTY

Sizes: 36-48

ZARA/B2
ZARA/FW



ZARA/B2

SOFT BRA B-229

65 E-J, 70 D-L, 75 C-L,
80 B-L, 85 B-L, 90 B-L,
95 B-K, 100 D-J



ZARA/B3

HALF-PADDED BRA B-309

65 E-J, 70 D-L, 75 C-L,
80 B-L, 85 B-L, 90 B-L,
95 B-K, 100 D-J



ZARA/F

PANTY

Sizes: 36-52



ZARA/FW

HIGH WAIST PANTY

Sizes: 36-52

ZARA/B2
ZARA/FW



ZARA/B2
SOFT BRA B-229

65 E-J, 70 D-L, 75 C-L,
80 B-L, 85 B-L, 90 B-L,
95 B-K, 100 D-J



ZARA/B3
HALF-PADDED BRA B-309

65 E-J, 70 D-L, 75 C-L,
80 B-L, 85 B-L, 90 B-L,
95 B-K, 100 D-J



ZARA/F
PANTY

Sizes: 36-52

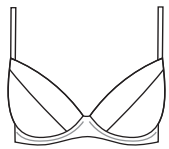


ZARA/FW
HIGH WAIST PANTY

Sizes: 36-52

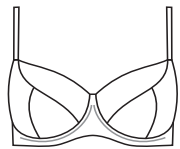
CONSTRUCTIONS

CLASSIC COLLECTION



LUNA/B1

B-103



GABI/B2

B-209



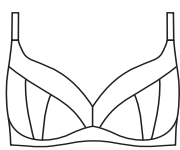
MOON/B4

B-406



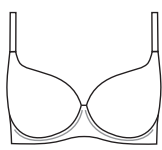
MOON/B1

B-107



ZARA/B2

B-229



CARLA/B5

B-501



CHARLIZE/PG1

PG-103



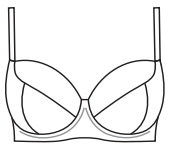
SCARLET/B3

B-302



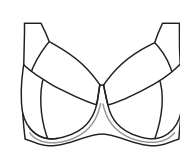
LUNA/B5
VENUS/B5

B-502



PAMELA/B2

B-201



ZARA/B3

B-309



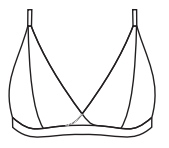
CHARLIZE/B2
MOON/B2

B-203



LINDA/B4
YVETTE/B4

B-400 | B-400A



LUNA/B2

B-204



LUNA/B4

B-402

SIZE CHARTS

B-101, B-103 | PG-103 | B-203, B-204A,
B-210 | B-504 | G-210 | BO-103

	65	70	75	80	85
A					
B					
C					
D					
E					
F					

B-201, B-211 | B-301, B-302, B-302A |
B-400, B-400A, B-401, B-402

	65	70	75	80	85	90	95	100
B								
C								
D								
E								
F								
G								
H								

B-209, B-219, B-229 | B-309

	65	70	75	80	85	90	95	100
B								
C								
D								
E								
F								
G								
H								
I								
J								
K								
L								

B-401 MAMA

	65	70	75	80	85	90	95
B							
C							
D							
E							
F							
G							
H							

B-501

	65	70	75	80	85	90	95
A							
B							
C							
D							
E							
F							
G							
H							

B-502

	65	70	75	80	85	90	95	100
B								
C								
D								
E								
F								
G								
H								
I								
J								

SYMBOLS

B1 PUSH-UP BRA

B2 SOFT BRA

B3 HALF-PADDED BRA

B4 PADDED BRA

B5 MOULDED CUP BRA

PG1 PUSH-UP HALF-CORSET

PPN LOW WAIST GARTER BELT

PPW HIGH WAIST GARTER BELT

BO BODY

K CAMISOLE

MS MINI-THONG

S THONG

F PANTY

FW HIGH WAIST PANTY

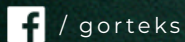
MS MINI-THONG

SZ SHORTS



„GORTEKS” sp. z o. o. sp. k.
Al. Jana Pawła II 79 C
15-704 Białystok, Poland
telephone: +48 85 65 24 777
e-mail: sales@gorteks.com.pl

Please visit our B2B platform: <https://b2b.gorteks.com.pl/>



/ gorteks



/ gortekslingerie